

# REACH THE TOP!



**The Chief Scout's Platinum, Chief Scout's Diamond and Queen's Scout Award**

**Information for Explorer Scouts, Scout Network Members, Leaders and Commissioners**

December 2020

9th edition

**[scouts.org.uk](https://scouts.org.uk)**

**EXPLORERS network**

# CONTENTS

Introduction	3
Requirements of the Chief Scout's Platinum Award	4
Requirements of the Chief Scout's Diamond Award	6
Requirements of the Queen's Scout Award	9
Additional support for the five QSA challenges	11
Requirements applicable to all the awards	13
International, Community and Values (Guidance notes)	15
International, Community and Values (Platinum)	16
International, Community and Values (Diamond)	17
International, Community and Values (QSA)	18
Presenting Achievements and the Sign off Process	19
Additional Information	20
The Celebrations and Using your Award	21
Who can help?	22
Support for Leaders and Commissioners	24
Support for Commissioners – QSA Specifics	25
Sign-off Checklist	26
FAQs	28
My Contacts and Further Contacts	29

# INTRODUCTION

The Chief Scout's Platinum Award, Chief Scout's Diamond Award and Queen's Scout Award should form the culmination of everything that you do as a young person in Scouting. To achieve these awards you will need to commit to developing and challenging yourself in many new ways. You will spend time in new places, meet new people and develop your communication, organisational and teamwork skills.

Gaining each of the awards should be an achievement that you will remember for the rest of your life and is also recognised by many educational establishments and potential employers. These awards also link closely to the Duke of Edinburgh's Award Scheme and you might like to take advantage of doing these awards at the same time.

Through each of these awards you get to choose how you will complete the requirements based on your skills, interests and talents. Personal commitment, determination, self-discipline and effort are required, which must be sustained over at least 6, 12 or 18 months (depending on the award level and requirements). With today's ever busier lifestyles, completing the awards is an even greater achievement, helping you stand out and warranting celebration of your personal best. The awards are based on personal best and should be accessible to all members of the Explorer Scout and Scout Network sections. You should find your award, at whichever level, to be challenging, relevant and rewarding.

Around 500 young people in the UK achieve their Queen's Scout Award every year. These award holders are invited to 'a day of celebration and achievement' at Windsor Castle to mark their achievements.

## GETTING STARTED?

This pack will be a valuable tool for you as you work through each stage of the awards. Included are hints and tips and examples of activities that can be undertaken. The logbook for each award will help you to keep track of what you have achieved and add notes for ideas and other activities to do. It will help you plan and record your achievements along the way. You should also find a mentor, who can support you through your award.

We know that participating in the awards is challenging, but incredibly rewarding. To help you through there are people from within the Movement as well as outside of Scouts who can provide invaluable help and support as you face these challenges. Read on to find out about the challenges and who can help you achieve them.

## HOW TO PROGRESS

Most people choose to start with the Chief Scout's Platinum Award, then move to the Chief Scout's Diamond Award and then the Queen's Scout Award. This is not fixed and you can start at any award so long as you meet the minimum age requirements and once you have completed an award you can't go back to a lower level of award. Scout Network members start at Chief Scout's Diamond Award or Queen's Scout Award.



### QUEEN'S SCOUT AWARD

Members aged 16+ within the Explorer Scout or Scout Network sections



### CHIEF SCOUT'S DIAMOND AWARD

Members aged 14+ within the Explorer Scout or Scout Network sections



### CHIEF SCOUT'S PLATINUM AWARD

Members aged 14+ within the Explorer Scout section

# REQUIREMENTS OF THE CHIEF SCOUT'S PLATINUM AWARD



To gain the award you must complete all of the following requirements before your 18th birthday. Further information and guidance on each area of the requirements is provided below and throughout this resource. You should make sure that you read it so that you are clear on the meaning of the requirements.

<b>MEMBERSHIP</b>		Be a member of Explorer Scouts for at least six months and at the time you complete the award	
<b>NIGHTS AWAY</b>		Complete six nights away as an Explorer Scout, of which four must be camping	
<b>INTERNATIONAL, COMMUNITY, VALUES (ICV)</b>		Complete two activities in total, each from a different topic area of the Platinum ICV activities list	
<b>THE CHALLENGES</b>			
<b>SKILL</b>	<b>PHYSICAL ACTIVITY</b>	<b>SERVICE</b>	<b>EXPEDITION</b>
Take up a skill for three months, and show progress and lasting interest. The skill can be an existing interest or something entirely new	Take up a physical activity for three months, completing an agreed programme of taking part and achievement	Provide service to an individual or the community for three months. Briefing and training should be given in order to gain the necessary skills. This can include helping with another section as an Explorer Scout Young Leader	Complete a two day and one night self led expedition in rural country by foot, cycle, horse, canoe, boat or dinghy. The expedition should involve careful preparation, training, responsibility and review (the expedition should be a minimum of six hours)
*Award participants must undertake an additional three months in either the skill, physical activity or service challenges.			

## MEMBERSHIP

Award participants must:

- Be a member of Explorer Scouts for at least six months and at the time you complete the award.

NOTES: There is no requirement to register for taking part in the Chief Scout's Platinum Award Explorer Scout Young Leaders can also complete the award. The Young Leader's Scheme and Top Awards are both part of the Explorer Scout Programme.

## NIGHTS AWAY

- Complete six nights away as an Explorer Scout, of which four must be camping
- Nights away used for this requirement must be different from those used as part of another section of the award (such as the expedition or ICV list)
- Nights away undertaken as an Explorer Scout Young Leader, such as a camp with the Beaver Colony or Cub Pack you volunteer with may count towards this requirement
- Nights away accrued for this award can also be used towards the Nights Away Staged Activity badge

## INTERNATIONAL, COMMUNITY AND VALUES LIST (ICV)

Complete two activities in total, each from a different topic area of the Platinum ICV activities list which can be found on page 16.

## CHALLENGES

Complete the four Chief Scout's Platinum Award Challenges or hold the Bronze Duke of Edinburgh's Award (DofE).

1. Take up a skill for three months, and show progress and lasting interest. The skill can be an existing interest or something entirely new
2. Take up a physical activity for three months, completing an agreed programme of taking part and achievement
3. Provide service to an individual or the community for three months. Briefing and training should be given in order to gain the necessary skills. This can include helping with another section as an Explorer Scout Young Leader
4. Complete a two day and one night self-led expedition in rural country by foot, cycle, horse, canoe, boat or dinghy. The expedition should involve careful preparation, training, responsibility and review (the expedition should be a minimum of six hours of activity per day).

Members must undertake an extra three months in any of the skills, physical recreation or service challenges, taking one section to six months.

NOTES: If using service as an Explorer Scout Young Leader you can only do so if you have completed module A. The physical, skill and service challenges should be undertaken for an average of an hour per week. Skill activities are those which are more hobby based and don't require physical efforts (these would count towards the physical activity section). More guidance on the Expedition section can be found on page 13.

## SIGN-OFF

Each requirement needs to be signed off by an assessor, this is someone who can vouch for the activities you have undertaken and provide some basic evidence (a short statement) about your participation. This is often your Explorer Leader. However, assessors can be anyone who has witnessed the activities you have undertaken for the specific requirement.

Once you have completed all of the above requirements, your Explorer Scout Leader must approve your award as complete.

NOTE: An assessor should not be a family member.

## FLEXIBILITY

Each young person who participates in the Programme, including badges and awards, should face a similar degree of challenge, and requirements can be adapted according to each young person's abilities.

More information on reasonable adjustments can be at [scouts.org.uk/inclusion](https://scouts.org.uk/inclusion)

# REQUIREMENTS OF THE CHIEF SCOUT'S DIAMOND AWARD



To gain the award you must complete all of the following requirements before your 25th birthday. Further information and guidance on each area of the requirements is provided below and throughout this resource – you should make sure that you read it so that you are clear on the meaning of the requirements.

<b>MEMBERSHIP</b>		Be a member of Explorer Scouts or Scout Network (or both) for at least 12 months at the time you complete the award, unless you have achieved the Chief Scout's Platinum award. If you have the Chief Scout's Platinum Award you are only required to be a member for a further six months	
<b>NIGHTS AWAY</b>		Complete 12 nights away as an Explorer Scout or Scout Network member, of which eight must be camping (this can include nights away used for this element of the Chief Scout's Platinum Award)	
<b>INTERNATIONAL, COMMUNITY, VALUES (ICV)</b>		Complete four activities in total from different topic areas of the ICV activities list. A minimum of two must be from the Diamond ICV list. The other two can come from the Platinum or Diamond ICV lists. If you have completed your Chief Scout's Platinum Award, you will have already done two activities and will only need to do a further two activities. One of these activities must be from the topic area you have not yet completed.	
<b>THE CHALLENGES</b>			
<b>SKILL</b>	<b>PHYSICAL ACTIVITY</b>	<b>SERVICE</b>	<b>EXPEDITION</b>
Take up a skill for three or six months, and show progress and lasting interest. The skill can be an existing interest or something entirely new.	Take up a physical activity for three or six months, completing an agreed programme of taking part and achievement.	Provide service to an individual or the community for six months. Briefing and training should be given in order to gain the necessary skills. This may include helping with another section as an Explorer Scout Young Leader or adult volunteer.	Complete a three day and two night self-led expedition in rural or open country by foot, cycle, horse, canoe, boat or dinghy. The expedition should involve careful preparation, training, responsibility and review (the expedition should be a minimum of seven hours of activity per day).
*Award participants must complete six months in either the skill or physical activity challenges.			
Award participants who have not completed the Chief Scout's Platinum Award or the Bronze Duke of Edinburgh's Award must undertake an extra six months in either the Service Challenge or the longer of the Skills or Physical Activity Challenge.			

## MEMBERSHIP

Award participants must:

- Be a member of Explorer Scouts or Scout Network (or both) for at least 12 months unless you have achieved the Chief Scout's Platinum award. If you have the Chief Scout's Platinum Award you are only required to be a member for a further six months
- Be a member of Explorer Scouts or Scout Network at the time you complete the award

NOTES: There is no requirement to register for taking part in the Chief Scout's Diamond Award.

Explorer Scout Young Leaders can also complete the award. The Young Leader's Scheme and Top Awards are both part of the Explorer Scout Programme.

## NIGHTS AWAY

- Complete 12 nights away as an Explorer Scout or Scout Network member, of which at least eight must be camping
- Nights away used for this requirement must be different from nights away used as part of another section of the award, (such as the expedition or ICV list). However, you can include those nights away used for the nights away requirement of the Chief Scout's Platinum Award
- Nights away undertaken as an Explorer Scout Young Leader or adult leader, such as a camp with the Beaver Colony or Cub Pack you volunteer with may count towards this requirement
- Nights away accrued for this award can also be used towards the Nights Away Staged Activity badge

## INTERNATIONAL, COMMUNITY AND VALUES LIST (ICV)

- Complete four activities in total from different topic areas of the ICV activities list. A minimum of two must be from the Diamond ICV list (page 17). The other two can come from the Platinum or Diamond ICV lists.
- If you have completed your Chief Scout's Platinum Award, you will have already done two activities and will only need to do a further two activities. One of the activities must be from the topic you have not yet completed.

## CHALLENGES

Complete the four Chief Scout's Diamond Award Challenges or hold the Silver Duke of Edinburgh's Award (DofE).

1. Take up a skill for three or six months, and show progress and lasting interest. The skill can be an existing interest or something entirely new.
2. Take up a physical activity for three or six months, completing an agreed programme of taking part and achievement.
3. Provide service to an individual or the community for six months. Briefing and training should be given in order to gain the necessary skills. This may include helping with another section as an Explorer Scout Young Leader or adult volunteer.
4. Complete a three day and two night self led expedition in rural or open country by foot, cycle, horse, canoe, boat or dinghy. The expedition should involve careful preparation, training, responsibility and review (the expedition should be a minimum of seven hours of activity per day).

Members must undertake six months in either the Skills or Physical Recreation.

Members who have not completed the Chief Scout's Platinum Award or the Bronze Duke of Edinburgh's Award must undertake an extra six months in either the Service Challenge or the longer of the Skills or Physical Recreation Challenge to make it 12 months long in total.

NOTES: Skill activities are those which are more hobby based and don't require physical efforts (these would count towards the physical activity section).

The physical, skill and service challenges should be undertaken for an average of an hour per week.

If using service as an Explorer Scout Young Leader or adult leader, you can only do so if you have completed module A for the Young Leader's Scheme or Getting Started for the Adult Training Scheme.

More guidance on the Expedition section can be found on page 13.

## SIGN-OFF

Each requirement needs to be signed off by an assessor, this is someone who can vouch for the activities you have undertaken and provide some basic evidence (a short statement) about your participation. This is often your

Explorer Leader or your District Scout Network Commissioner. However, assessors can be anyone who has witnessed the activities you have undertaken for the specific requirement.

Once you have completed all of the above requirements, one of the following must approve your award as complete (appropriate to the section you are a member of at the time you complete your award):

- Explorer Scout Leader
- District Scout Network Commissioner

NOTE: An assessor should not be a family member.

## **FLEXIBILITY**

Each young person who participates in the Programme, including badges and awards, should face a similar degree of challenge, and requirements can be adapted according to each young person's abilities.

More information on reasonable adjustments can be found at [scouts.org.uk/inclusion](https://scouts.org.uk/inclusion)



# REQUIREMENTS OF THE QUEEN'S SCOUT AWARD



To gain the award you must complete all of the following requirements before your 25th birthday. Further information and guidance on each area of the requirements is provided below and throughout this resource – you should make sure that you read it so that you are clear on the meaning of the requirements.

<b>MEMBERSHIP</b>		Be aged between 16 and 25 years old. You must start the award after your 16 <sup>th</sup> birthday and complete the award before your 25 <sup>th</sup> birthday Be a member of Explorer Scouts or Scout Network (or both) for at least 18 months and at the time you complete the award.		
<b>NIGHTS AWAY</b>		Complete 18 nights away as an Explorer Scout or Scout Network member, of which 12 must be camping (this can include nights away used for the Chief Scout's Platinum and Diamond awards).		
<b>INTERNATIONAL, COMMUNITY, VALUES (ICV)</b>		Complete six activities in total, two from each topic area of the ICV activities list. A minimum of two must be from the QSA ICV list and the others from any of the QSA, or Chief Scout Platinum or Diamond ICV lists.  If you have completed your Chief Scout's Platinum Award, you will have already done two activities and will only need to do a further four activities.  If you have completed your Chief Scout's Diamond Award, you will have already done four activities and will only need to do a further two activities.		
<b>THE CHALLENGES</b>				
<b>SKILL</b>	<b>PHYSICAL ACTIVITY</b>	<b>SERVICE</b>	<b>EXPEDITION</b>	<b>RESIDENTIAL</b>
Take up a skill for six or 12* months, and show progress and lasting interest. The skill can be an existing interest or something entirely new.	Take up a physical activity for six or 12* months, completing an agreed programme by taking part and achieving your objectives.	Provide service to an individual or the community for 12 months. Briefing and training should be given in order to gain the necessary skills. This may include helping with another section of the	Undertake training, a practice expedition and a four day, three night self-led final expedition (including a project)	Undertake a five-day, four-night residential project in an unfamiliar environment with people that are not known to you. Your project could be environmental work, activity based, service to others or personal training. In exceptional circumstances, the residential can be done over two occasions, as long as the same activity is completed and the majority of people are unknown to you.
*All members should complete 12 months in either the skill or the physical activity challenges		Movement as an Explorer Scout Young Leader or adult volunteer.		
Award participants who are not holders of the Chief Scout's Diamond Award or Silver DofE must complete an extra six months in either the service or the longer of the skills or physical activity challenges.				
<b>Presentation</b>		Make a presentation covering all elements of your award to a suitable audience, with the aim of inspiring and motivating others to achieve the award.		

## MEMBERSHIP

Award participants must:

- Be aged between 16 and 25 years old. You must complete the award before your 25<sup>th</sup> birthday

- Be a member of Explorer Scouts or Scout Network (or both) for at least 18 months and at the time you complete the award. Time can only be counted from your 16<sup>th</sup> birthday.

### **NIGHTS AWAY**

- Complete 18 nights away as an Explorer Scout or Scout Network member, of which at least 12 must be camping
- Nights away used for this requirement must be different from nights away undertaken for one of the five challenge activities (such as expedition and residential) or those used for the ICV list, but can include those nights away used for the nights away requirement of the Chief Scout's Platinum or Chief Scout's Diamond Awards.
- Nights away undertaken as an Explorer Scout Young Leader or by Scout Network members who are also an adult leader in Scouting may count towards this requirement, ie a night away with a Cub Pack where you volunteer

### **INTERNATIONAL, COMMUNITY AND VALUES LIST (ICV)**

- Complete six activities in total, two from each topic area of the ICV activities list. A minimum of two must be from the QSA ICV list (page 18) and the others from any of the QSA, or Chief Scout Platinum or Diamond ICV lists.
- If you have completed your Chief Scout's Platinum Award, you will have already done two activities and will only need to do a further four activities.
- If you have completed your Chief Scout's Diamond Award, you will have already done four activities and will only need to do a further two activities.

### **CHALLENGES**

Complete the five Queen's Scout Award Challenges or hold the Gold Duke of Edinburgh's Award (DofE).

1. Skill
2. Physical
3. Service
4. Expedition
5. Residential

Full details of the requirements are on the next page.

### **PRESENTATION**

Make a presentation covering all elements of your award to a suitable audience, with the aim of inspiring and motivating others to achieve the award.

### **SIGN-OFF**

Each requirement needs to be signed off by an assessor, this is someone who can vouch for the activities you have undertaken and provide some basic evidence (a short statement) about your participation. This is often your Explorer Leader or your District Scout Network Commissioner. However, assessors can be anyone who has witnessed the activities you have undertaken for the specific requirement.

Once you have completed all of the above requirements, one of the following must approve your award as complete (appropriate to the section you are a member of):

- Assistant County/ Area Commissioner for Explorer Scouts (or District Commissioner / District Explorer Scout Commissioner in Scotland)
- Assistant County/Area/Region/ Commissioner for Scout Network (or District Commissioner / District Scout Network Commissioner in Scotland)

NOTE: An assessor should not be a family member.

### **FLEXIBILITY**

Each young person who participates in the Programme, including badges and awards, should face a similar degree of challenge, and requirements can be adapted according to each young person's abilities.

More information on reasonable adjustments can be found at [scouts.org.uk/inclusion](https://scouts.org.uk/inclusion)

# ADDITIONAL SUPPORT FOR THE FIVE QUEEN'S SCOUT AWARD CHALLENGES

## SKILLS CHALLENGE

- Take up a skill activity for either six or 12 months, and show progress and lasting interest. This skill can be an existing interest or something new. Skill activities are those which are more hobby based and don't require physical efforts (these would count towards the physical activity section).
- All members should complete 12 months in either skill or the physical challenge with the other section lasting at least six months.

## PHYSICAL ACTIVITY CHALLENGE

- Take up a physical activity for six or 12 months, completing an agreed programme by taking part and achieving your objectives.
- All members should complete 12 months in either skill or the physical challenge with the other section lasting at least six months.

## SERVICE CHALLENGE

- Provide service to an individual or the community for 12 months. Briefing and training should be undertaken at the start of this section in order to gain the necessary skills to contribute during the required time.
- Many people assist with another section within the movement as an Explorer Scout Young Leader or adult volunteer.

NOTES: Participants who have not achieved the Chief Scout's Diamond Award or Silver Duke of Edinburgh's Award must complete a further six months in one of the 12 months challenges, undertaking one section for 18 months, one for 12 months and one for six months.

The physical, skill and service challenges should be undertaken for an average of an hour per week.

If using service as an Explorer Scout Young Leader or adult leader, you can only do so if you have completed module A for the Young Leader's Scheme or Getting Started for the Adult Training Scheme.

## EXPEDITION CHALLENGE

You should undertake training (to show you are ready to do your expedition, a practice expedition and then the final expedition).

**Training:** Before you undertake any expedition you should demonstrate that you are competent in the following areas:

- First aid (covering First Response as a minimum) and emergency procedures
- Risk assessment/ health and safety
- Navigation and route planning
- Camp craft, equipment and hygiene
- Food and cooking
- Country, highway and water sports codes
- Observation, recording and presentation
- Team building
- Proficiency in mode of travel

**Practice:** Undertake a minimum three-day, two-night (consecutive) self-led expedition in wild country by foot, cycle, horse, canoe, boat or dinghy.

**Final:** Undertake a four-day, three-night (consecutive) self-led expedition with an aim. The expedition should be completed in wild country by the same method used in your practice. Expeditions should have a minimum of eight

hours of activity per day, of which at least half must be journeying. The final expedition must be a different area to the practice with similar conditions and ideally with the same team of people. Wild country is largely defined as the remote areas of the UK found in the national parks and areas of Scotland and can also include other areas for those undertaking water based expeditions.

**Example projects:**

- A study of footpath erosion and the effect on the landscape
- Looking at the history of dry stone walling
- Finding the source of a river
- Conducting a study of local trees and how they change across an area
- A study of the construction of footpaths, bridleways, stiles and the upkeep of way markers
- Looking at the history, development and upkeep of the canal system
- Explore an historic place made famous in a film or television programme and document the scenery
- Investigate old forts or battlement sites and discover how they developed in design over the years
- Investigate the maintenance of footpaths and hedgerows
- The effect of tourism of the landscape
- Looking at the ways the local wildlife are being/should be looked after

More guidance on the Expedition section can be found on the next page.

**RESIDENTIAL CHALLENGE**

- Undertake a five-day, four-night residential project in an unfamiliar environment with people that are unknown to you. This project could be environmental work, project based, service to others or personal training.
- In exceptional circumstances this can be done over two consecutive weekends as long as the activity is the same and the majority of people are unknown to you. Support for this can be sought from the Assistant County/ Area Commissioner Explorer Scouts or Scout Network (or District Commissioner in Scotland).

A list of some suggested residential activities can be found at [scouts.org.uk/qsqa](https://scouts.org.uk/qsqa).

NOTE: Being a unit member to a World Scout Jamboree cannot count towards this element as your fellow participants are known to you prior to the event. Attending the World Scout Moot, Roverway or attending these events as International Service Team can count towards the award. Attendance at a World Scout Moot or Roverway as a participant is acceptable for this section, as you will be attending with others unknown to you, if however you attend as part of a group you already know this won't be acceptable.

# REQUIREMENTS APPLICABLE TO ALL AWARDS

## THE SKILLS CHALLENGE

With each top award there is a requirement to undertake some skill development over a period of time. This is based on a regular commitment averaging one hour per week of involvement over the period. The skill activity should be a hobby and not something sporting or physical, this kind of activity should be used for the physical activity challenge.

Examples of skill activities include; playing a musical instrument, learning to drive, arts and crafts etc.

## THE PHYSICAL ACTIVITY CHALLENGE

With each top award there is a requirement to take part in a physical activity over a period of time, this is based on a regular commitment averaging one hour per week of involvement over the period. The physical activity should not be the same as that used for the skill section.

Examples of physical activities include; team sports, adventurous activities, individual fitness activities.

## THE SERVICE CHALLENGE

At each level of award there is a requirement to undertake some service activity over a period of time. This is based on a regular commitment averaging one hour per week of involvement over the period. The service should be of benefit to the community or to another person and should not replace someone in paid employment. Many members choose to undertake this section as an Explorer Scout Young Leader, working with Beavers, Cubs or Scouts or as an adult volunteer, either working with a section or in another role such as leading activities. In any of these cases ensure that you undertake appropriate training, this includes Module A of the Young Leader's Scheme or Getting Started within the Adult Training Scheme.

If you choose to undertake your service activity outside of Scouting, remember to involve your parents if you are under 18 to make sure they are happy with the place you are undertaking your service.

## THE EXPEDITION CHALLENGE

For each award there is a requirement to undertake an expedition. The duration of this will vary as you progress through each top award and the environment you are journeying in should also become more challenging. The specific requirements can be found on the requirement pages for each award.

The expedition can be undertaken using a variety of modes of travel, including: by foot, cycle, horse, canoe, boat or dinghy, this is not an extensive list but only non-motorised travel is acceptable. The expedition should involve careful preparation, training, responsibility and review. Expedition teams should cater for themselves, it is recommended eating at least one hot meal each day during the course of their expedition. Leaders should not centrally cater for Explorer Scouts or Scout Network members as part of this challenge.

There are five simple steps which will help you to plan and undertake your expedition.

### 1. PREPARATION

This activity must be completed as a team of between four and seven people (eight if you've chosen to travel by tandem canoe or bike). The team must be made up of members from either Explorer Scouts or Scout Network, however all team members do not need to be working towards the same award, but this is preferable. If you are planning on having a mixed team of Explorer Scouts and Scout Network members you will need to consider this carefully to ensure that you meet the rules of The Scout Association, more guidance can be found in the Nights Away FAQs at [scouts.org.uk/nightsaway](https://scouts.org.uk/nightsaway)

You need to research what you want to do, who you're going to do it with, how you're going to travel, where you are going to go and what your project is going to be (if doing the Queen's Scout Award), then agree it with your leader/Commissioner.

## 2. TRAINING

You will need to make sure you're trained and achieve the required competencies prior to undertaking your practice and final expedition, your leader or another suitably competent adult can confirm that you have met these requirements. The training will include your team members gaining any relevant activity permits for the activity you are undertaking.

Show that you are competent in the following areas:

- First aid and emergency procedures
- Risk assessment/health and safety
- Navigation and route planning
- Camp craft, equipment and hygiene
- Food and cooking
- Country, highway and water sports codes
- Observation, recording and presentation
- Team building
- Proficiency in mode of travel

There is no checklist or set standard of competency for each of these areas – it is up to the leader/Commissioner (or that of a permit holder with the relevant experience, if the activity falls under the permit scheme), to make a judgement based on their own expertise, the group, and the plans for the expedition. Essentially your team will need to be able to deal with the challenges of your expedition, in the environment you are operating in and where help from a leadership team may not be immediately available.

## 3. PRACTICE EXPEDITION (QUEEN'S SCOUT AWARD ONLY)

Your practice expedition allows your group to work together and test out your skills in the activity and environment. It should replicate the final expedition as closely as possible. The practice must be in a different location (although this should still be a similar environment), of slightly shorter length if that assists with making this practical and the project element can be excluded on the practice expedition. The practice and final expeditions should ideally be completed with the same team of people, however this is not essential.

## 4. FINAL EXPEDITION

This is the best bit – actually doing it. This must be in a different area to your practice expedition and ideally with the same team. The expedition must be of the correct duration and in an appropriate environment, in addition it should include a certain amount of activity per day.

- Chief Scout's Platinum Award – a minimum of six hours of activity per day
- Chief Scout's Diamond Award – a minimum of seven hours of activity per day
- Queen's Scout Award Award – a minimum of eight hours of activity per day, at least half of which must be journeying

You must camp at a different site each night and the expedition should be self-led.

## 5. REPORTING BACK ON YOUR PROJECT (QUEEN'S SCOUT AWARD ONLY)

You will need to prepare and give a report back on your aims and experiences, including the completion of your project.

Think about how you want to present your project: it could be a talk, video diary, scrapbook, written report or any other method that you choose. However you choose to do it your whole team should work together, and you should make sure that you show how you worked towards and met the plans and objectives that you agreed with your leader/assessor in step one.

Once you have completed all of these five steps and met the requirements, a suitable person will assess your expedition and then sign off your completed expedition section.

NOTES:

- The Explorer Belt expedition cannot count for the expedition section of your Chief Scout's Platinum Award, Chief Scout's Diamond Award, Queen's Scout Award or the expedition section of Duke of Edinburgh's Award. This is due to the requirement to interact with local communities which differs from the objective of the expedition section of these awards.
- If the expedition is going abroad the [Visits Abroad Process](#) must be followed – go to [scouts.org.uk](http://scouts.org.uk) for information

- For all expeditions involving under 18's, the Nights Away Permit Scheme must be followed. More information is available at [scouts.org.uk/nightsaway](https://scouts.org.uk/nightsaway)
- Make sure the activities included within the expedition are being managed using the appropriate rules, this includes relevant activity permits being held by members or leaders supervising the group. You can check which rules apply by searching for the activity you are undertaking at [scouts.org.uk/a-z](https://scouts.org.uk/a-z).
- Explorer Scouts and Scout Network members can do their expeditions together. The Yellow Card (outlining the Child protection Policy) should be followed at all times. Further guidance is available at [scouts.org.uk/nightsaway](https://scouts.org.uk/nightsaway)

### THE RESIDENTIAL CHALLENGE

This section only applies to those undertaking their Queen's Scout Award, for full details of the requirements and advice please see page 9.


# ICV Activities Guidance notes

Below you will find some practical ideas, guidance and examples for each section of the ICV list.


Scouting helps you to develop you as an individual and gives you skills for life. Take time to reflect on how each activity helps you both in and outside of Scouting; make use of the 'Get Ahead: Scouting and Employability' resource to do this that can help you to understand how you can use the skills you have gained.


If you are a Scout Network member, the UK Scout Network website at [ukscoutnetwork.org.uk](https://ukscoutnetwork.org.uk) will support you to find District and UK Scout Network projects to get involved in that can contribute to/complete elements of the ICV activities. Scout Network members are also encouraged to create their own projects and events to cover elements of the ICV activities and upload them on the UK Scout Network website. The UK Scout Network website also allows other members to get involved with projects and events you have organised. More information to support this requirement can be found online using the links above.

# International, community and values activities

<p><b>Chief Scout's Platinum Award</b></p> 	<p>Complete two activities from the International, Community and Values (ICV) list. The two activities should come from different topic areas.</p>	
<p><b>International</b></p> <p>This section is all about exploration – both around global issues and taking part in international opportunities.</p> <ul style="list-style-type: none"> <li>• Complete a three day expedition in the UK with similar aims to those of the Explorer Belt.</li> <li>• Take an active part in a project with an international development organisation. Present your experience to your Unit / relevant audience, such as another section.</li> <li>• Take an active part in a camp in another country, for instance, a Jamboree or Roverway. Present your experience to your Unit/relevant audience, such as another section.</li> <li>• Take an active part in an International Camp in the United Kingdom. An International Camp has participants from other countries and an international element of the programme.</li> <li>• Take part in a project at a campsite abroad, such as Kandersteg</li> <li>• Organise a series of two evening programmes for your Unit on an international theme agreed with your mentor.</li> <li>• Organise a series of two evening programmes for another section on an international theme agreed with your mentor.</li> <li>• Complete any activity of a similar nature agreed beforehand, and registered with your mentor.</li> </ul>	<p><b>Community</b></p> <p>This section is all about you developing your knowledge and skills, and putting them into practice to make a real difference and impact on your local community.</p> <ul style="list-style-type: none"> <li>• Research and participate in an environmental or community based project to make an improvement in your local environment or community. This could be within Scouting or another organisation. Present your experience to your Unit.</li> <li>• Complete the requirements to achieve the Community Impact Staged Activity Badge -Stage three or four.</li> <li>• Work with a younger section to help them achieve a stage of their Community Impact Staged Activity Badge or their Environmental Conservation Activity Badge.</li> <li>• Complete any activity of a similar nature agreed beforehand, and registered with your mentor.</li> </ul>	<p><b>Values</b></p> <p>This section is all about you reflecting upon your own and others beliefs and exploring what the Scouting Values mean to you.</p> <ul style="list-style-type: none"> <li>• Take a regular part in spiritual reflection, this could be within or outside of scouting, for example at a place of worship.</li> <li>• Take an active part in a project examining your own faith or beliefs and understanding how they do or have impacted upon you. Discuss your experience with your mentor/present your experience to a relevant audience.</li> <li>• Work with a younger section in gaining their Faith Activity badge (Beavers), My Faith Activity badge (Cubs and Scouts) or World Faith Activity badge (Cubs and Scouts).</li> <li>• Run an activity with another section, to explore the Promise and how they live by their Promise. Reflect on how you live by your Promise, and discuss with your mentor.</li> <li>• Organise a series of two evening activities for another section to explore different faiths and beliefs.</li> <li>• Complete any activity of a similar nature agreed beforehand, and registered with your mentor.</li> </ul>



<p><b>Chief Scout's Diamond Award</b></p> 	<p>Complete four activities in total from different topic areas of the ICV activities list. A minimum of two must be from the Diamond ICV list. The other two can come from the Platinum or Diamond ICV lists.</p> <p>If you have completed your Chief Scout's Platinum Award, you will have already done two activities and will only need to do a further two activities. One of these must be from the topic area who have not yet completed.</p>	
<p><b>International</b></p> <p>This section is all about exploration – both around global issues and taking part in international opportunities.</p> <ul style="list-style-type: none"> <li>• Complete a seven day Expedition in the UK with similar aims to those of the Explorer Belt.</li> <li>• Take an active part in a project with an international development organisation. Present your experience to your Unit, Scout Network, or relevant audience, such as another section.</li> <li>• Take an active part in an International Camp in the United Kingdom.</li> <li>• Take part in a project at a campsite abroad, such as Kandersteg.</li> <li>• Organise a series of four evening programmes for your Unit on an international theme agreed with your mentor.</li> <li>• Organise a series of four evening programmes for another section on an international theme agreed with your mentor.</li> <li>• Complete any activity of a similar nature agreed beforehand, and registered with your mentor.</li> </ul>	<p><b>Community</b></p> <p>This section is all about you developing your knowledge and skills, and putting them into practice to make a real difference and impact on your local community.</p> <ul style="list-style-type: none"> <li>• Research and participate in an environmental or community based project to make an improvement in your local environment or community. This could be within Scouting or another organisation. Present your experience to your Unit or Scout Network.</li> <li>• Work with a younger section to help them achieve a stage of their Community Impact Staged Activity badge, or their Environmental Conservation Activity Badge.</li> <li>• Complete the requirements to achieve the Community Impact Staged Activity Badge - Stage three or four.</li> <li>• Complete the Scouts of the World Award</li> <li>• Complete any activity of a similar nature agreed beforehand, and registered with your mentor.</li> </ul>	<p><b>Values</b></p> <p>This section is all about you reflecting upon your own and others beliefs and exploring what the Scouting Values mean to you.</p> <ul style="list-style-type: none"> <li>• Take a regular part in spiritual reflection, this could be within or outside of scouting, for example at a place of worship.</li> <li>• Take an active part in a project examining your own faith or beliefs and understanding how they do or have impacted upon you. Discuss your experience with your mentor/present your experience to a relevant audience.</li> <li>• Work with a younger section in gaining their Faith Activity badge (Beavers), My Faith Activity badge (Cubs and Scouts) or World Faith Activity badge (Cubs and Scouts).</li> <li>• Run an activity with another section, to explore the Promise and how they live by their Promise. Reflect on how you live by your Promise, and discuss with your mentor.</li> <li>• Organise a series of four evening activities for your Unit or another section to explore different faiths and beliefs.</li> <li>• Complete the Scouts of the World Award.</li> <li>• Complete any activity of a similar nature agreed beforehand, and registered with your mentor.</li> </ul>

<p><b>Queen's Scout Award</b></p> 	<p>Complete six activities in total, two from each topic area of the ICV activities list. A minimum of two must be from the QSA ICV list and the others from any of the QSA, or Chief Scout Platinum or Diamond ICV lists. If you have completed your Chief Scout's Platinum Award, you will have already done two activities and will only need to do a further four activities.</p> <p>If you have completed your Chief Scout's Diamond Award, you will have already done four activities and will only need to do a further two activities.</p>	
<p><b>International</b></p> <p>This section is all about exploration – both around global issues and taking part in international opportunities.</p> <ul style="list-style-type: none"> <li>• Complete your Explorer Belt, or be a mentor to an Explorer Belt Team.</li> <li>• Take an active part in a project with an international development organisation. Present your experience to your Unit / Scout Network or relevant audience, such as another section.</li> <li>• Take an active part in a camp in another country, for instance, a Jamboree or Moot and present your experience to your Unit, Scout Network or relevant audience, such as another section.</li> <li>• Take an active part in an International Camp in the United Kingdom in a role other than "Participant".</li> <li>• Take part in a project at a campsite abroad, such as Kandersteg.</li> <li>• Organise a series of six evening programmes for your Unit on an international theme agreed with your mentor.</li> <li>• Organise a series of six evening programmes for another Section on an international theme agreed with your mentor.</li> <li>• Complete the Scouts of the World Award.</li> <li>• Complete any activity of a similar nature agreed beforehand, and registered with your mentor.</li> </ul>	<p><b>Community</b></p> <p>This section is all about you developing your knowledge and skills, and putting them into practice to make a real difference and impact on your local community.</p> <ul style="list-style-type: none"> <li>• Research and participate in a local environmental or community based project to make an improvement in the environment or on the community. This could be within Scouting or another organisation. Present your experience to your Unit or Scout Network.</li> <li>• Complete the requirements to achieve the Community Impact Staged Activity Badge - Stage four.</li> <li>• Take an active role in growing and developing Scouting in your local community.</li> <li>• Complete the Scouts of the World Award.</li> <li>• Complete any activity of a similar nature agreed beforehand, and registered with your mentor.</li> </ul>	<p><b>Values</b></p> <p>This section is all about you reflecting upon your own and others beliefs and exploring what the Scouting Values mean to you.</p> <ul style="list-style-type: none"> <li>• Take a regular part in leading time for spiritual reflection for others, this could be within or outside of scouting, for example at a place of worship.</li> <li>• Take an active part in a project examining your own faith or beliefs and understanding how they do or have impacted upon you. Discuss your experience with your mentor/present your experience to a relevant audience.</li> <li>• Run a series of activities with another section, to explore the Scouting Values and what they mean to you and others. Reflect on how you live by the Scouting Values, and discuss with your mentor.</li> <li>• Organise a series of six evening activities for your Unit or another section to explore different faiths and beliefs.</li> <li>• Complete the Scouts of the World Award.</li> <li>• Complete any activity of a similar nature agreed beforehand, and registered with your mentor.</li> </ul>

# PRESENTATION OF ACHIEVEMENTS

It is great to review what you have done for your award at the end of the process but this is formally the final requirement for the Queen's Scout Award.

A suitable audience should include a mixture of your peers including: Explorer Scouts and Scout Network members; members from younger sections, such as Scouts (in order to show them what they can achieve); parents and leaders; and the Commissioner who will sign off your award.

Before you start designing your presentation you should answer the following three questions:

1. What do you want your audience to do as a result of your presentation?
2. What information does your audience need to know?
3. What does your audience need to feel?

There are many methods of delivery that you can choose from when planning your presentation, and these range from: standing in front of your audience and telling them about your achievements; producing a vlog or video; producing and presenting a PowerPoint presentation; planning a presentation in which you can involve the audience and more.

The method that you use is up to you, but it should be the method that will best portray the message you want to put across to your audience and one that you feel comfortable in delivering.

There are some key things to include in your presentation:

- Photos or videos of you undertaking the activities chosen for the challenges - these will back up your message and are evidence that you have completed the challenges.
- Your feelings - tell your audience if you really enjoyed a certain part or if you found something really challenging. What was your biggest achievement/ what are you most proud of? This will allow your audience to connect with you and makes the presentation much less formal.
- Questions - build in some time at the end to allow any member of the audience to find out a little bit more about your achievements.

There is no requirement for a formal assessment but you are likely to get asked a variety of questions. The Commissioner will contact you to discuss your achievements. This should be very informal and will give you the chance to self-assess your achievements.

## THE SIGN-OFF PROCESS

Now that you have successfully completed all of the requirements for your award, logged your comments from assessors, and given a presentation (for Queen's Scout Award only), your leader or Commissioner needs to approve the award.

### CHIEF SCOUT'S PLATINUM AWARD

It is the responsibility of the Explorer Scout Leader to approve and issue the Chief Scout's Platinum Award. They will check that you have met the requirements. Your log book can help them do this easily and see what you have done for your award. They will also ensure that you are presented with your award at a suitable time and location.

### CHIEF SCOUT'S DIAMOND AWARD

It is the responsibility of the Explorer Scout Leader for Explorer Scouts or the District Scout Network Commissioner for Scout Network members to approve and issue the Chief Scout's Diamond award. They will check that you have met the requirements. Your log book can help them do this easily and see what you have

done for your award. They will also ensure that you are presented with your award at a suitable time and location.

### **QUEEN'S SCOUT AWARD**

It is the responsibility of the ACC Explorer Scouts or ACC Scout Network to sign off the Queen's Scout Award. They will do this based on attending your presentation of achievement, seeing your logbook (which is where you will have tracked your progress through the award, gathered confirmation of each requirement being completed from an assessor) and then approving the completion form. In Scotland, for the Explorer Scout section, the District Explorer Scout Commissioner or the District Commissioner will sign off your award. For the Scout Network section the District Scout Network Commissioner or the District Commissioner will sign it off.

## **ADDITIONAL INFORMATION**

### **PLANNING AND APPROVING ACTIVITIES**

When you start each award you should plan out your activities for each section, this will help to ensure that you are using the correct activities in the correct section and not double counting them. Your leader or Commissioner will help you with this and will approve your plans. A logbook is available for each award to help with tracking progress and logging the activities you undertake.

### **NIGHTS AWAY**

Camping also includes other outdoor shelters, such as bivouacs and snow holes, often used in Scouting activities. Nights away achieved through activities as part of the awards including the practice and final expedition, residential experience or anything else achieved in completion of an ICV requirement are excluded. Nights away used for your other Chief Scout's Platinum and Diamond Awards can be counted.

Nights away completed volunteering as an Explorer Scout Young Leader or as a Scout Network member who is also a Section Leader with a younger section in Scouting do count towards this requirement. If you have completed your Explorer Belt or Scouts of the World Award and are not already using it to count towards a part of your award, you could count these nights towards this requirement.

Don't forget that you can gain Nights Away staged activity badges or virtual badges (Scout Network only) for the nights away you undertake for this requirement.

### **MEMBERSHIP REQUIREMENT**

In order to meet the membership requirement for the awards you must be an Explorer Scout or Scout Network member when you start and finish the Award and for the entire time that you are working on an Award in between.

It is important to note that the completion of the Award is defined as the time the final requirement is signed off. Remember that for QSA your start date will be when you register and your finish date will be the date of your presentation.

### **WORKING FOR MORE THAN ONE AWARD AT A TIME**

An award does not have to be completed before activities can count for the next award. For example, if you have completed the expedition element of your Chief Scout's Diamond Award but not the rest of the award, you can begin the expedition section of the Queen's Scout Award as long as you are over the age of 16 and have registered for the Queen's Scout Award.

### **CHALLENGES - TIME COMMITMENT**

The minimum time requirements for each section are expressed in months, during which you need to undertake a regular commitment averaging at least an hour a week.

## TAKING A BREAK OR CHANGING ACTIVITIES

If you want to change activities during an award, this is possible, although on one activity and on one occasion only. It is also possible to take a break from an activity and then to restart from where you stopped. This could happen, for example, during a period of school, college or university exams.

It is accepted that you may take a break from working towards the award (for example if moving to go to university) and restart it at a later date. In this circumstance you could also have a break in your membership (but any activities undertaken during this time cannot count towards your award). It is important to keep up to date with the award requirements so make sure you go to [scouts.org.uk](https://scouts.org.uk) to check for any updates.

## MAKING THE AWARD ACCESSIBLE

These awards are based on personal best effort rather than fixed standards, and should be available to all members of Explorer Scouts and Scout Network. This may mean that for some individuals, the requirements of the award need to be adapted to ensure that they face the same degree of challenge as other participants. Where additional needs have to be taken into account, it is acceptable to adjust some of the activities to make them more accessible. You should work with your mentor/ leader/ Commissioner to discuss any adaptations, and make sure that any adaptations have been approved. As every set of individual circumstances will be different, it is left to the discretion of the relevant Commissioner to make any adaptations to the activities, including the expedition requirement.

For more information on how to include someone with additional needs in Scouting, visit [scouts.org.uk/inclusion](https://scouts.org.uk/inclusion)

NOTE: Those working towards a Duke of Edinburgh's Award at the same time need to have adaptations to the expedition section approved by UKHQ or the relevant Country Office.

# THE CELEBRATIONS

Once you have completed an award there will be an opportunity to celebrate your achievements and the success of completing the award.

## BADGES AND CERTIFICATES

You will receive a badge and certificate for each of the awards you complete, this should be presented to you at an appropriate point once your award is confirmed.

Your presentation can be made by anyone, this could be your Section Leader, Commissioner or someone at a more formal District or County/ Area/ Region presentation.

If you require additional badges as you have changed uniform when moving section or you have lost your certificate you can request replacements from:

- Chief Scout's Platinum and Chief Scout's Diamond – from your Leader, Commissioner or District Badge Secretary.
- Queen's Scout Award Badges – from [Scout Store](https://scoutstore.org.uk) – you'll need to show your certificate as evidence of completion
- Queen's Scout Award Certificates – from the Awards team at UKHQ

You can contact the Awards team about this at [programme@scouts.org.uk](mailto:programme@scouts.org.uk) or via the Info Centre at [info.centre@scouts.org.uk](mailto:info.centre@scouts.org.uk)

## A DAY OF CELEBRATION AND ACHIEVEMENT – NATIONAL SCOUT SERVICE AND PARADE OF QUEEN'S SCOUTS, WINDSOR CASTLE

Each year, HM The Queen allows The Scout Association to hold an event within Windsor Castle which gives the opportunity to recognise the achievement and contribution of many of our members. The date of the parade is always close to that of St George's Day (23 April). Full details can be found at [scouts.org.uk/windsor](https://scouts.org.uk/windsor).

Those who complete the Queen's Scout Award are eligible to attend this event and can request an invitation on the QSA completion form. Members will be invited to the next available event and for up to four years from

completion. Members can only attend this celebration once.

### QUEEN'S SCOUT WORKING PARTY

Those who hold the Queen's Scout Award are eligible to join the Queen's Scout Working Party (QSWP), which is a National Scout Active Support Unit. The QSWP supports major national Scout Association events and national celebrations, provides mentors for the Scouts of the World Award and promotes the Top Awards. You can become a member of the QSWP until you are 30. If you would like to know more please visit [qswp.org.uk](http://qswp.org.uk).



## USING YOUR AWARD

### TELLING THE MEDIA

Now that you have completed your Chief Scout's Platinum, Chief Scout's Diamond or Queen's Scout Award we all need to shout about it. We don't expect you to do it on your own so your local Media Development Managers (MDMs) or someone within your District or County/ Area/ Region may be able to help. They will know the best places to get your stories heard and your achievements seen.

Your MDM will have a press release template and will make direct contact with you to find out about the challenging activities that you have completed to achieve the award. If you do not know who your MDM is, speak with your Explorer Scout Leader or District Scout Network Commissioner, who will advise you.

### BOOSTING YOUR CV

Achieving any of the awards is definitely something you should highlight on your CV. The award is widely recognised and well regarded by tutors and employers. Including it in your CV demonstrates to a potential employer, school or college that you are committed, motivated and possess leadership skills. It will help you stand out from the crowd.

Instead of simply stating 'I have my XXX Award' on your CV you could write: 'I have successfully completed the highest award in Scouting, the culmination of many years of progressive learning.' This demonstrates the amount of work and commitment entailed, identify the skills that you can show from having worked on these awards and how these transfer into the rest of your life.

The 'Get Ahead: Scouting and Employability' guide offers you advice on how you can use the skills you have gained from completing the award in your future career.

### WHAT NEXT

After completing your QSA, there are other opportunities open to youth members in Scouting and it is worth thinking about what your next personal challenge will be. You could undertake another award, for example the DofE Gold Award, Explorer Belt, or Scouts of the World Award, if you haven't already completed them. If you also have a passion for the outdoor elements of the award and are interested in leading adventure for younger members, you could have a look at gaining permits too. Find out more about activity permits at [scouts.org.uk/activitypermits](http://scouts.org.uk/activitypermits)

## WHO CAN HELP?

Completing the Chief Scout's Platinum, Chief Scout's Diamond or Queen's Scout Award is a personal challenge but you shouldn't feel like you're on your own.

There are people out there in your Scout Districts and Counties, Areas or Regions who will be happy and able to help you along the way.

## **YOUR LEADER / DISTRICT SCOUT NETWORK COMMISSIONER**

You will receive direct support from your leader or Commissioner once you have shown an interest in working on a top award or have registered for the Queen's Scout Award. If there is no one in your area you feel comfortable working with then you can approach members of the Queen's Scout Working Party ([gswp.org.uk](http://gswp.org.uk)) who may be able to assist.

Support these people can provide includes:

- progressing through the award
- selecting your challenges
- drawing up action plans
- identifying if you need training, and how you might be able to access it
- liaising with the County Advisers for the Duke of Edinburgh's Award and other organisations where appropriate

## **ASSESSORS**

An assessor is someone who can vouch for your participation in the activities you are using for your challenges and the requirements. They should have relevant experience or qualifications in the activities you are undertaking so that they are able to support you with your activities. This may often be your Explorer Leader or District Scout Network Commissioner. When you have completed the requirements of a challenge they need to provide a short statement about your participation and sign your logbook. The assessor may be able to help you with:

- setting targets that will stretch and challenge you
- pass on their skills and knowledge
- assist you with accessing training opportunities
- encouraging you to complete the activity

NOTE: An assessor should not be a family member.

## **RELEVANT COMMISSIONER**

Your Explorer Scout Leader or District Scout Network Commissioner will be involved in approving the Chief Scout's Diamond Award and Chief Scout's Platinum Award.

The Assistant County Commissioner Explorer Scouts or Assistant County Commissioner Scout Network will be involved in approving the Queen's Scout Award.

NOTE: In Scotland, for Explorer Scouts, the District Explorer Scout Commissioner or the District Commissioner will sign off your Queen's Scout award. For Scout Network members this will be the District Scout Network Commissioner or the District Commissioner.

Your Commissioner may also be able to help you with:

- Clarifying whether your plans for particular sections of the award meet their expectations of the requirements
- Deciding on or arranging when and where your certificate and badge are presented

## **QUEEN'S SCOUT CO-ORDINATOR**

The Queen's Scout Co-ordinator is responsible for effective communication about the Queen's Scout Award in your County, Area or Region. When you complete your award they will be sent your certificate and badge. They can help you with:

- Contacting relevant people in your local area, for example the Assistant County/ Area Commissioner (Activities) or the Regional Adviser activities in Scotland
- Ensuring that the request for the Queen's Scout Award certificate has been completed correctly and signed by the right people before it is sent to UK Headquarters or Country offices.
- Finding out who else has registered their interest in completing the Queen's Scout Award in your local area, for example if you need to find other people to do your expedition with.

# SUPPORT FOR LEADERS AND COMMISSIONERS

As a Leader or Commissioner working with the Explorer Scout or Scout Network section you may be asked to support a young person through their awards. Others may also be asked to provide support this could be someone who has completed their award, another adult who understands the awards or a member of the Queen's Scout Working Party.

There are some key things which will help you in providing support to young people.

## THE ACTIVITIES

Help the young person to put a plan in place for what they are going to use for each of the requirements This should prevent activities being completed in the wrong section, for the wrong timescales or double counting of activities. Suggested programme ideas lists are available online at [scouts.org.uk/qsas](https://scouts.org.uk/qsas).

## DofE

Make sure that the young person knows that they can link the activities used for their DofE awards to their Scouting awards, use 'The Adventure Begins' leaflet (available to download from our DofE webpages at [scouts.org.uk/dofe](https://scouts.org.uk/dofe) or from Scout Store) to help promote both sets of awards.

They need to make sure that they register for their DofE ahead of starting any activities.

## KEEP IN TOUCH

Throughout the time a young person is working on their award, keep in touch with them. The logbooks (available online) will help them track and record their progress but meeting up and checking in with how they are getting on will provide reassurance to the young person.

If there are any areas which the young person is finding challenging you may need to offer some ideas and solutions, link them up with others who may want to complete the same activity or signpost to providers. Remember that this is the young person's award and so they should still have responsibility for it.

## NEARING THE END

Often it is near the end when young people will require some additional support. Make sure that they understand what happens once they have completed the requirements.

## APPROVING CHIEF SCOUT'S PLATINUM AND CHIEF SCOUT'S DIAMOND AWARDS

It is the Explorer Scout Leader who will approve and issue the Chief Scout's Platinum Award and the Explorer Scout Leader or District Scout Network Commissioner who will approve and issue the Chief's Scout Diamond Award (as appropriate) and who will check that the young person has met the requirements of the award whilst being challenged.

Make sure that the young person is aware once you have approved their award that they will be issued the relevant badge and certificate.

As well as a physical badge, make sure that the relevant virtual badge is issued for Scout Network members.

## WHAT'S NEXT?

Encourage young people to take the next step in their Scouting journey, considering what their personal challenge would be. They could undertake another award, for example the DofE Gold Award, Explorer Belt or Scouts of the World Award if they haven't already completed them. They could also have a passion for the outdoor elements of the award and so could be encouraged to get involved in leading adventure for younger members, gaining permits etc. Find out more about activity permits at [scouts.org.uk/activitypermits](https://scouts.org.uk/activitypermits)



# SUPPORT FOR COMMISSIONERS – QSA SPECIFICS



As the relevant Commissioner it is your responsibility to check that a young person has met the requirements of the QSA prior to submitting their award to UKHQ or Country offices for the certificate and badge to be issued. If you have any questions please raise these prior to approving the award.

There are some key things to check when approving an award which are outlined below.

## PRESENTATION OF ACHIEVEMENTS

At the end of the QSA young people need to present their achievements, more information on this can be found on pages 14 and 19.

You should consider that some participants may find that they have a natural flair for this type of thing, while others will dread this more than any other aspect of the award and will need a little more support.

## QUEEN'S SCOUT AWARD COMPLETION

It is the responsibility of the Assistant County/ Area Commissioner Explorer Scouts or Assistant County/ Area Commissioner Scout Network to sign off the Queen's Scout Award (based on the section you are in at the time of completion). They will do this based on attending the presentation of achievement, seeing the logbook and then approving the completion form.

NOTE: In Scotland, for Explorer Scouts, the District Explorer Scout Commissioner or the District Commissioner will sign off your Queen's Scout award. For Scout Network members this will be the District Scout Network Commissioner or the District Commissioner.

## SIGNING OFF THE AWARD

- In the event that the Assistant County/ Area Commissioner roles are vacant, the County/ Area Commissioner should sign off the award.
- The Commissioner needs to sign the completed Queen's Scout Award completion form. This can be found at the back of the QSA Logbook and Completion Form document found at [scouts.org.uk/qsa](https://scouts.org.uk/qsa)
- If the participant has completed a Gold DoF programme at the same time as the Queen's Scout Award and is using the same activities for the challenges, a screenshot from eDoF stating they have completed the programme will need to be attached to the Queen's Scout Award Completion form before the relevant commissioner signs off the Queen's Scout Award.
- There is no requirement for a formal assessment of the participant's achievements, but as a responsible Commissioner you should ensure that the participants have carried out their own assessment of the personal effort involved in gaining the award. You can use the checklist on the next page to support signing off the Award.
- The Queen's Scout Award is based upon self-assessment and personal effort coupled with support/consultation with the relevant leader/ Commissioner.
- The personal assessment should look at effort involved, knowledge gained and any changes that they believe have occurred in their attitudes and opinions.
- Participants should be encouraged to think about the following questions.
  - What characteristics did I use when working in a team?
  - What leadership skills have I learnt or improved upon, and was I able to apply them in the work that I carried out?
  - How can I use the experiences gained in everyday life?
  - What did I achieve?
  - What personal commitment and discipline have I gained?

# Queen's Scout Award (QSA) Sign-off Checklist

This checklist can be used by County Commissioners, Deputy County Commissioners, and Assistant County Commissioners when signing-off Queen's Scout Awards locally, and by Queen's Scout Award Coordinators, to help make checking through Award Logbooks straightforward and easy.

By checking the following items before sending off the logbook, you can help to make sure that our award verifiers have all the information we need to process the award quickly without any issues.

- The award participant is registered on Compass as a Scout Network member (over 18s only).
- The award participant has been a member of Explorer Scouts or Scout Network for at least 18 months.
- There are at least 18 nights listed in the Nights Away list, 12 of which must be camping.  
*Please note that Duke of Edinburgh's Award (DofE) expeditions and residentials cannot be used towards the Nights Away requirement.*
- There are 6 international, community and values (ICV) activities listed - 2 International, 2 Community, and 2 Values – and these reference the wording in the ICV lists.
- There is no duplication between the Nights Away and ICV lists (items do not appear in both lists).
- If using a Gold Duke of Edinburgh's Award completed outside of The Scouts towards their QSA Challenges, the award participant has provided evidence of completion (e.g. a copy of their certificate, or a screenshot of eDofE confirming completion).
- If completing the QSA Challenges, each activity has been signed off by an independent assessor.
- Residentials are completed with groups of peers, and involve living as well as working with people new to the candidate.
- The form has been signed by an appropriate Commissioner (see above for more details as to who can sign off Queen's Scout Awards).

## CONFIRMING THE AWARD

- Once the Queen's Scout Award completion form has been completed and been approved by the relevant Commissioner it needs to be sent to the relevant UK or Country Office as outlined on the bottom of the form.
- The County Queen's Scout Award Co-ordinator may send this form off as they may wish to keep a local record of who has completed the award and would expect to receive the relevant certificates and badges
- If the participant has completed the Gold DofE Award as part of their Queen's Scout Award evidence, such as a screen shot from eDofE, that they have completed and had their Gold DofE awarded will need to be sent with the Queen's Scout Award completion form.

## CELEBRATING ACHIEVEMENT

- Many Counties, Areas/ Regions hold local award ceremonies where the participant can be congratulated on their award locally
- All the Chief Scout's Awards could be presented at the same time along with the Queen's Scout Awards
- The participant is strongly encouraged to join the Day of Celebration and Achievement at Windsor Castle, normally on the Sunday nearest to St George's Day

## THE MEDIA

- The participant may be shy and need encouragement to contact the local press themselves
- Get in touch with your local Media Development Manager/Assistant Regional Commissioner (Communications) to get your Queen's Scout into the press
- The Media Development Manager/Assistant Region Commissioner (Communications) will know the best people to approach and will have local press contacts
- If you don't have one, then – don't be shy, help those Queen's Scouts speak out about their achievements and show the world how great Scouts are

## USING THE QUEEN'S SCOUT AWARD

- Make sure your Queen's Scout knows that their experiences in Scouting can help them when writing a CV and applying for university or a job
- For more information about how they can use their Scouting experiences to boost their CV and improve their chances when applying for higher education or jobs, take a look at 'Get Ahead: Scouting and employability: A guide for Explorers and Network members'

## NEXT CHALLENGE

Remind the participants of the other awards and opportunities they could go onto complete.

Scouts of the World Award

Explorer Belt

Activity Permits [scouts.org.uk/activitypermits](https://scouts.org.uk/activitypermits)

Queen's Scout Working Party [qswp.org.uk](https://qswp.org.uk)

An adult volunteer role (if they're over 18)

# FAQs

## **What happens if I am approaching 25 and have not finished?**

The award must be completed before your 25<sup>th</sup> birthday, as this is a youth award. The Network section finishes at 25.

*Additional flexibility has been put in place during the Coronavirus (Covid 19) pandemic.*

## **Can I get an age extension?**

As above, the award must be completed by your 25<sup>th</sup> birthday as this is the age that you must leave the Scout Network section. In the case of extreme extenuating circumstances, please discuss your situation with the relevant Commissioner who is listed to sign off the award.

*Additional flexibility has been put in place during the Coronavirus (Covid 19) pandemic.*

## **Where can I find example activities for each section?**

Guidance and example activities can be found on the website. There are also some programme planners which help you identify which activities can be used for each section.

## **Where do we get Chief Scout's Award badges and certificates from?**

Badges and certificates for the Chief Scout's Awards are available from Scout Store or via badge secretaries. Queen's Scout Award badges and certificates are sent out by UKHQ, although replacement or extra badges can be ordered from Scout Store.

## **How do these awards fit with the Duke of Edinburgh's Award?**

The 'The Adventure Begins' leaflet visually demonstrates how the awards link together. This is a free resource and can be found within our DofE webpages at [scouts.org.uk/dofe](https://scouts.org.uk/dofe) or ordered from Scout Store.

## **The Assistant County/ Area Commissioner Explorer and/ or Scout Network role is vacant in my County/ Area. Who can sign off my Queen's Scout Award?**

If the above roles are vacant, the County/ Area Commissioner can sign off your Queen's Scout Award. The County/ Area Commissioner may delegate this to another role, such as a Deputy County/ Area Commissioner.

## **Is registration no longer a requirement?**

The registration requirement and 3 month limit to back date was removed on the 1 November 2018. Registration is no longer a requirement of the award, but there may be local registration processes in place, to support how the award is run locally.

# MY CONTACTS

My main contact for my Chief Scout's Platinum Award is:

My main contact for my Chief Scout's Diamond Award is:

My main contact for my Queen's Scout Award is:

My Assistant County/ Area Commissioner Explorer Scouts or Assistant County/ Area Commissioner Scout Network (or DESC/ DSNC or DC in Scotland) is:

The QSA Coordinator in my County/ Area is:

# FURTHER CONTACTS

Although you should seek advice and guidance locally in the first instance, you may find the following contacts useful.

## UK HEADQUARTERS

Get in touch via email to [info.centre@scouts.org.uk](mailto:info.centre@scouts.org.uk) or using the 'help' button on [scouts.org.uk](https://scouts.org.uk).

For an easy way to find all of the relevant information about activities check out [scouts.org.uk/a-z](https://scouts.org.uk/a-z)

## COUNTRY HQS

Country HQs can support with providing local contacts and with the administration of the award.

Scotland	Website: <a href="https://scouts.scot">scouts.scot</a>	Email: <a href="mailto:hello@scouts.scot">hello@scouts.scot</a>
Wales	Website: <a href="https://scoutscymru.org.uk">scoutscymru.org.uk</a>	Email: <a href="mailto:admin@scoutscymru.org.uk">admin@scoutscymru.org.uk</a>
Northern Ireland	Website: <a href="https://scoutsni.org">scoutsni.org</a>	Email: <a href="mailto:info@scoutsni.org">info@scoutsni.org</a>

## USEFUL SCOUT LINKS

**DofE:** Information and support for delivering the DofE from a Scouts perspective. [scouts.org.uk/dofe](https://scouts.org.uk/dofe)

In Scotland, SHQ will also be able to advise on DofE.

**Safety:** Useful webpages containing information, guidance and resources about safety. [scouts.org.uk/safety](https://scouts.org.uk/safety)

**Unity (Scout Insurance Services):** Provides bespoke insurance solutions to The Scout Association and Scout Groups, Districts and Counties. [scoutinsurance.co.uk](https://scoutinsurance.co.uk)

**Scout Store:** Supply equipment for expeditions. [scouts.org.uk/shop](https://scouts.org.uk/shop)