

Beaver programmes

Enabling you to start with a strong programme as soon as covid rules permit

Unemployment or illness? "We haven't met since start of lock down". Have had trouble with internet, change of circumstances etc...

For whatever issues you have, or are facing, some of you may not have thought too much about preparing a programme before restart. WELL WORRY NO MORE!!!

HERE'S A FIVE MONTH PROGRAMME ON A PLATE TO HELP YOU START

With a strong Colony we will strengthen our membership for the future. Hopefully by now you have invited where possible, new members from waiting lists and retained those not old enough to go onto Cubs.

To greet these new members, integrate with our retained Beavers and to have fun together we need our programme ready for DAY 1 of return GOING GREEN.

SO, "IF" YOU ARE STRUGGLING TO GET A PROGRAMME TOGETHER LET'S START HERE!!



Getting re-started

You will be governed of course by Scout Association & Government Covid Rules for restarting, so your date range for this Programme will need to be altered to suit your own meetings if that is the case. I have chosen JULY - DECEMBER for this example in the hope we will go GREEN for JULY.

About the programme

You will find the programme provided has several headings that are self explanatory. You will need to amend some of the details:

1. Date & Time. (Will need editing if your meeting days & times differ from the attached example.)
2. I have used Leaders names of Gill (BSL) and assts John, Ruth & Pat. Again you edit for your Leadership Team
3. Parent Rota (see below)
4. Reminders/Notes are important for advance information to both Leaders and Parents.

5 Risk assessment notes.

Parents Rota: If your Colony doesn't have one you can easily set on up. You need to ask your parents to commit to a date which they can help on the evening. Show them your Programme dates and when they commit, edit the attached Programme with their names.

Sharing your programme: When you have edited the attached you can use an abbreviated programme to share with parents as needed online or through your communication channel.

Games: make sure you use a variety of games. <http://www.tredegarscouts.co.uk/wp-content/uploads/2016/02/WDS-Beaver-Games-Book.pdf>

You will see on attached Programme in column "Equipment Required" I have entered" Equipment for your chosen game". It is a good idea to edit this column when you have chosen your game then all Leaders will ensure all is available on the night should the chosen Lead Leader be absent.

Campfire songs: choose a song that works best for your people, ideally give them a choice: <https://thefifth.org.uk>links>campfire-songbook>

Making sure your programme is safe – risk assessment

You must have a recorded risk assessment in place for every programme you run. The leader in charge has responsibility for ensuring this is in place and followed. It is good practice to ensure your group scout leader is aware too.

Example risk assessments that cover all of the different programmes included can be found here: <https://www.scouts.org.uk/volunteers/staying-safe-and-safeguarding/risk-assessments/example-risk-assessments/>

Remember you will need to tailor these risk assessments to your specific circumstances and meeting location.

You're ready to go!

Well, hope that helps those in need. You can add you own event etc. But just use this to ensure you have a programme on a plate to start when we can once again do what we do best... have fun together in the colony whilst achieving.

If you're not familiar with other sources of help, there's loads available online, search Scouts Beaver Activities and take it from there. There are lots of colonies across the country running excellent programmes but if you need further inspiration just contact me and I will put you in touch at : jock.shaw@notts-scouts.org.uk

Please enjoy your time with your beavers and remember, as beaver leaders, you are helping to build a better future for Scouting in Nottinghamshire!

GOOD LUCK, KEEP SAFE AND WE HAVE SUPPORT IF YOU NEED

BEAVER PROGRAMME JULY – DECEMBER 2021

Date	Time	Activity	Equipment required	Leader in charge	Badge	Parent rota	Reminders / notes	Example risk assessment
MON JULY 5 th	5:30	WELCOME BACK!! Talk to Beavers and show any newcomers how you start and finish a meeting, introduce all Leaders and explain behaviour at meetings. Develop some colony rules.	Crisps & drink, cups etc., Whiteboard should you need. Beaver Story	Gail ALL			Have welcome pack for parents handy should you have any newcomers. **PROMOTE BRING A FRIEND NIGHT 26 TH (maybe a handout to parents)	Section meeting
	6:20	After a GAME or two maybe over a Crisps & a drink. Tell a story of Scouting & Beavers.	EQUIPMENT FOR YOUR CHOSEN GAMES (see list)					
	6:30	Goodbyes						
MON JULY 12 th	5:30	MODEL MAKING EVENING Opening and hello's	Plasticine, Lego, play dough etc. Aprons for Beavers. Tables & covering.	ALL	CREATIVE ACTIVITY	Mr. Smith	**PROMOTE BRING A FRIEND NIGHT NEXT WEEK. Leaders prepare invites to join us at Beavers for friends next week and letters to Parents re Next Meeting Date after school holidays!	Craft
	5:40	Game (see list)						
	5:50	Model making						
	6:15	Clean up and clear						
	6:25	Song & Goodbyes						
MON JULY 26 th	5:30	BRING A FRIEND PIZZA PARTY Opening and hello's	Equipment for chosen games Prizes if required PIZZAS & POP Table & covering. Cups & paper plates.	Ruth ALL		Mr & Mrs Burton		Cooking Section meeting
	5:40	Games (see list)						
	6:00	Pizza						
	6:15	Teach Beavers a song (see list)						
	6:25	Goodbyes.						


Nottinghamshire Scouts - Programme

		SCHOOL HOLIDAYS NO MEETING	UNTIL MONDAY SEPTEMBER 6th.				*** (should you decide to meet during the holiday you will need to Programme accordingly)	
--	--	---------------------------------------	---	--	--	--	---	--

RETURN AFTER SCHOOL HOLIDAYS SEPTEMBER- DECEMBER

MON SEPT 6th	5:30	WELCOME BACK AND SAFETY Opening and hello's	Equipment for chosen game.	John	SAFETY (parts 4/5)	Mrs Ferguson	FIND PARENTS: FOR Find a Grandad!! or Parent to show items/medals etc and share experience of World War 2 at BEAVERS on MONDAY <u>NOV 8th</u>	Section meeting
	5:40	GAME (see list)	Have photocopied a "simple" floor plan of your HQ for the Beavers to draw on EXIT POINTS , No Go Areas and assembly point)	Pat & Ruth	See also Log Chews			
	5:55	Show your HQ EMERGENCY EXITS. Give Beavers understanding of evacuation and assembly point.		John	TEAM WORK part 4			
	6:20	Song (see list) Goodbyes						
MON SEPT 13th	5:30	COLLECTING AND BOOK READING Opening and hello's	Equipment for chosen game.	Ruth Gill	COLLECTOR		Let Beavers know we will look at some of collections (Collector) in two weeks time. Let the parents know they would be more than welcome to and join in the the campsite songs and marshmallow toasting next week	Section meeting Craft
	5:40	Game (see list)	Tables, chairs.		BOOK READER			
	5:55	Make a Bookmark	Pre- Cut Card, pencils, crayons, string or ribbon. PV Glue.	Pat				
	6:10	Discuss with the Beavers the requirements for COLLECTOR & BOOK READER Badges.		John				
	6:20	Read Story of Beavers and Scouting as Pre Investiture info.	Story Book					
6:25	Reflection and goodbyes							



Nottinghamshire Scouts - Programme

<p>MON SEPT 20th</p>	<p>5:30 5:40 5:55 6:20 6:30</p>	<p>CAMPFIRE AND TOASTING MARSHMALLOWS Opening and hello's Explore and gather sticks/wood Light fires / toast marshmallows Campfire songs Goodbyes</p>	<p>Marshmallows Bamboo skewers Matches</p>	<p>Pat ALL</p>	<p>OUTDOORS</p>	<p>Mrs. Mills</p>	<p>Select first 3 Beavers to show & tell their collection next week for Collectors Badge.</p>	<p>Fire building</p>
<p>MON SEPT 27th</p>	<p>5:30 5:40 6:10 6:20 6:30</p>	<p>INVESTITURE PREP AND WALK Opening and hello's Investiture Prep, Learn Promise etc for newcomers. <u>Others</u> walk with leaders (in small groups) local to HQ to mark map with phone Box, church, etc Game (see list) Collectors badge - sharing Goodbyes</p>	 Map and/or Questionnaire for other Beavers to mark/answer High Viz coats. Equipment for chosen game.	<p>GAIL Ruth Pat John</p>	<p>MY ADVENTURE part3</p>	<p>Mr Clark Mrs Jones</p>	<p>Select 3 Beavers to show & tell their collection next week for Collectors Badge.</p>	<p>Hike Section meeting</p>
<p>MON OCT 4th</p>	<p>5:30 5:40 5:55 6:20 6:30</p>	<p>VEGETABLE CAR RACING Opening and hello's Game (see list) Build a vegetable car and race down a slope to see who's goes furthest Collectors badge - sharing Reflection and goodbyes</p>	<p>Tables covers, chairs, selection of vegetables, cocktail sticks, Knives(Leaders & parents)</p>	<p>ALL</p>	<p>CREATIVE ACTIVITY</p>	<p>Ms.Mills. Mr.Ellis Mrs Rush.</p>	<p>Letter to Parents to commit for FAMILY Halloween Trip on Sunday October 24th Nov. Invite Parents to arrive at 6:15 <u>next week</u> as we will be Investing and presenting Badges.(let them know we will finish at 6:45)</p>	<p>Section meeting Craft</p>

Nottinghamshire Scouts - Programme

<p>MON OCT 11th</p>	<p>5:30 5:40 5:50 6:15 6:25</p>	<p>INVESTITURES AND DESIGN A BOOK COVER Opening and hello's Investiture prep with the entire colony Design a book cover for your favourite book Investitures Reflection and goodbyes</p>	<p>Tables, chairs. Equipment for chosen game. Tables, chairs, cover for tables if needed, pencils, crayons, Paints, brushes, glue, card etc...</p>	<p>Pat ALL RUTH PAT</p>	<p>BOOK READER</p>	<p>Mrs. White.</p>	<p>Remind Book readers to bring list of 6 books they have read 25th Oct. Remind parents to sew on badges presented tonight as next month is Remembrance Parade. IF YOU ARE HAVING Halloween Day out remind parents of details. Select 3 Beavers to show & tell their collection after half for Collectors Badge.</p>	<p>Section meeting</p>
<p>MON OCT 18th & 25th</p>		<p>SCHOOL HOLIDAYS NO MEETING</p>	<p>UNTIL MONDAY NOVEMBER 1st.</p>					
<p>SUN OCT 24th</p>		<p>HALLOWEEN FAMILY DAY OUT TO SUNDOWN</p>						<p>Activities outside the meeting place</p>
<p>MON NOV 1st</p>	<p>5:30 5:40 5:55 6:15 6:25 6:30</p>	<p>SCOUTING SKILLS Opening and hello's Game (see list) 3 bases – 5 minutes on each – knots, map symbols and bandages (split the Beavers into groups and rotate them around each base) Collectors badge - sharing Song (see list) Reflection and goodbye's</p>	<p>Maps or map symbols, old clean bandages, knotting rope Games equipment</p>	<p>ALL</p>	<p>SCOUTING SKILLS</p>	<p>Mr. Wells. Mrs. Burton.</p>	<p>Letter re details of Remembrance Parade Sunday 14th. Ask Scout leaders or Explorers to help with tent pitching on Monday 15th and Monday 22nd November</p>	<p>Section meeting</p>

Nottinghamshire Scouts - Programme

<p>MON NOV 8th</p>	<p>5:30 5:40 5:55 6:20 6:30</p>	<p>REMEMBRANCE Opening and hello's</p> <p>What remembrance means to me – short talk from poppy seller, veteran etc.</p> <p>MAKE POPPIES to give away or wear at Remembrance Parade.</p> <p>Collectors badge - sharing</p> <p>Song and goodbyes.</p>	<p>Tables, covers, Black and Red crepe paper, wire, scissors, glue.</p>	<p>JOHN ALL</p>	<p>CREATIVE ACTIVITY & MY WORLD</p>	<p>Mr .Smith Ms.Cooper</p>	<p>Remind all re Sunday Parade.</p>	<p>Section meeting</p> <p>Craft</p>
<p>SUN NOV 14th</p>		<p>REMEMBRANCE PARADE</p>						<p>Activities outside the meeting place</p>
<p>MON NOV 15th</p>	<p>5:30 5:40 5:50 6:25</p>	<p>MINI PIONEERING AND TENT PITCHING Opening and hello's</p> <p>Game (see list)</p> <p>Split the Beavers into 2 groups: 1: Mini pioneering – use elastic bands and garden canes to build a tower. 2: Pitch a tent as best you can inside and get inside it!</p> <p>Song and goodbyes</p>	<p>Explorers / Scout Leader to provide support</p> <p>Equipment for game</p> <p>Tent</p> <p>Garden canes and elastic bands</p>	<p>Gill Exp/SL</p>	<p>CAMP CRAFT MY OUTDOORS parts 1 & 2</p>	<p>Mrs Dent Mrs Welsh</p>	<p>Purchase some really simple Christmas crafts from bakerross.co.uk for the Christmas Craft night</p>	<p>Pioneering</p> <p>Section meeting</p>
<p>MON NOV 22nd</p>		<p>MINI PIONEERING AND TENT PITCHING</p> <p>Repeat the programme on the 15th November but rotate the groups.</p>	<p>present to Explorers etc.</p>	<p>ALL GILL</p>	<p>CAMP CRAFT MY OUTDOORS parts 1& 2</p>	<p>Mrs Ferguson</p>	<p>Don't forget a thank you gift for the Explorers / Scout Leaders who have supported.</p>	<p>Pioneering</p> <p>Section meeting</p>

Nottinghamshire Scouts - Programme

MON DEC 6th	5:30	CHRISTMAS CRAFT Opening and hello's	Christmas crafts purchased from bakerross.co.uk	All	CREATIVE		Invite parents along to support with the party games and nibbles next week.	Section meeting
	5:40	Game (see list)						Craft
	5:50	Christmas crafts	Equipment for game					
	6:15	Game (see list)						
	6:30	Reflection and goodbyes						
MON DEC 13th		LAST NIGHT PARTY GAMES WITH NIBBLES AND DRINK!	Equipment for party games	All				Section meeting

NOTES/IDEAS TO PROGRAMME:

- Don't forget to RECORD the Badge work the Beavers achieve as you go. And remember, it's important to present Badges as soon as they achieve and follow up that they have been sewn on as soon as possible.
- You will see I have added an evening organised by your own groups Explorers or Scout Leaders to run (see NOV 15th & 22nd). It's always good for the Beavers to see the older members of the group and encourage working together.
- Remember you have Executive Committee members in your group, try and invite them to join your meeting one evening to show your appreciation.
- See OCT 24th. Put in a family trip to Sundown Halloween Night (open 17th October – 1st November). Look at their website for group party details.
- You could substitute your own FAMILY TRIP here or whenever, just shuffle dates if you need. Look out for trips: Crich Tram Museum, Great Western Railway Santa Train Ruddington, Newark Air Museum maybe even a Pantomime visit? Up North? The Deep, Aircraft Museum, cinemas etc...Check on opening times & group prices well in advance.
- For September after school summer holidays have a picture of Beaver Scout in uniform printed off for new (and old?) parents to see where to sew on badges.
- After first obtaining permission from parents, maybe you or a parent can manage a Beaver Lodge Photo Album? Perhaps a Lodge annual photo at beginning of each Summer, photos of Cub Activities, trips etc. (Come in useful for your Leader Training)
- Dependant on the weather you could hold a Family picnic ,join in with a District event, invite a speaker. Look for local clubs etc that can help out: University has a signing club, Rushcliffe for instance has OWL preservation society. Some ASDAs offer a behind the scenes trip..see their community managers. There are a host of clubs and societies out there who may provide part of your programme.

ENJOY PUTTING YOUR PROGRAMMES TOGETHER AND HAVE FUN PUTTING THEM INTO PRACTICE.

